

## **Collaborative Learning**

What is it and why should we use it?

Zarina Subhan

4th April 2019

IX British Council Schools Conference 2019,  
Medellin,  
Colombia



# Collaborative learning

## Aims

- Collaborative learning
- Effect on the classroom
- Competencies in and out of the EFL classroom

# Collaborative learning

What is it not?

It's not:



competitive

# Collaborative learning

What is it not?

It's not:



controlled activities

# Collaborative learning

What is it not?

It's not:



teacher-centred

# Collaborative learning

What is it not?

Collaborative learning is therefore NOT:

- competitive
- controlled practice
- teacher-centred
- knowledge transfer
- simply a process to get people to work together

# Collaborative learning

What it involves?

It involves:

- group/pair activities
- more open-ended tasks
- responsibility
- explanations
- discussions / suggestions / negotiations
- agreed decisions
- original idea is improved and refined
- student-led

# Collaborative learning

## In the classroom

The role of the teacher becomes one of:

- organiser of supported activities
- coordinator of groups
- monitor of progress
- feeding back and suggesting slight alterations
- guide and facilitator
- assists discovery of knowledge



# Collaborative learning

In the classroom



planetadelibros.com

Thought +  
Language

Environment

Vygotsky

Social  
interaction

Scaffolding

# Collaborative learning

In the classroom

**Cooperative**



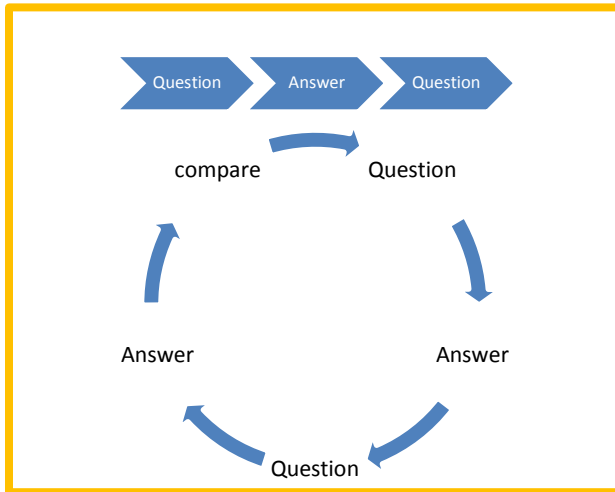
**Collaborative**



# Collaborative learning

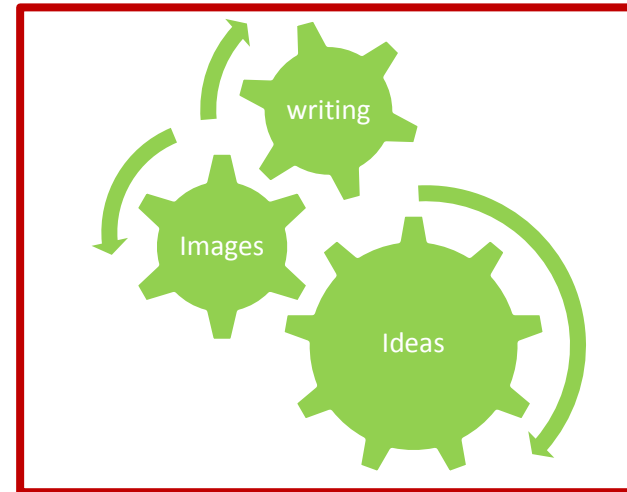
In the classroom

## Cooperative



## Information gap

## Collaborative



## Jigsaw reading

# Collaborative learning

## In the classroom

- 10% of what we READ
- 20% of what we HEAR
- 30% of what we SEE
- 50% of what we SEE and HEAR
- 70% of what is DISCUSSED with OTHERS
- 80% of what is EXPERIENCED PERSONALLY
- 95% of what we TEACH TO SOMEONE ELSE
- - William Glasser, developer of the Choice Theory

# Collaborative learning

In the classroom

**Cooperative**

**Build individual  
knowledge**

**Collaborative**

**Contribute to one  
final shared goal**

<https://www.youtube.com/watch?v=aZBHSIpMCU0>

# Collaborative learning

Competencies in and out of the EFL classroom

Employment opportunities involve:

- working in departments and across sections
- sections can be national or international
- technology means working across boundaries is easier
- sharing ideas
- collaboration

# Collaborative learning

Competencies in and out of the EFL classroom

- In the 21<sup>st</sup> we are no longer teaching students **what** to think, but we are teaching them **how to think**
- Students need to get qualifications **and** gain work skills
- Need to work collaboratively in teams to reach goals

Google's 3-year-study

“studied hundreds of Google teams to figure out why some stumbled while others soared.”

# Collaborative learning

## Criterion-referenced testing

“There has to be a greater awareness of values. A young person should understand cultures, show respect for human dignity and be able to objectively analyse information.”

Andreas Schleicher, 2018



# Collaborative learning

## PISA test

| Above 500 |             |       | Between 450-500 |                |       | Below 450 |                 |       |
|-----------|-------------|-------|-----------------|----------------|-------|-----------|-----------------|-------|
| 1.        | Singapore   | 551.7 | 23.             | United Kingdom | 499.7 | 44.       | Chile           | 443.0 |
| 2.        | Hong Kong   | 532.7 | 24.             | Portugal       | 497.0 | 45.       | Bulgaria        | 439.7 |
| 3.        | Japan       | 528.7 | 25.             | France         | 495.7 | 46.       | Cyprus          | 437.7 |
| 4.        | Macau       | 527.3 | 25.             | Sweden         | 495.7 | 46.       | Romania         | 437.7 |
| 5.        | Estonia     | 524.3 | 27.             | Austria        | 492.3 | 48.       | UA Emirates     | 432.7 |
| 6.        | Canada      | 523.7 | 28.             | Russia         | 492.0 | 49.       | Uruguay         | 430.0 |
| 6.        | Taiwan      | 523.7 | 29.             | Spain          | 491.7 | 50.       | Turkey          | 424.3 |
| 8.        | Finland     | 522.7 | 30.             | Czech Republic | 490.7 | 51.       | Trinidad & Tob. | 423.0 |
| 9.        | South Korea | 519.0 | 31.             | United States  | 487.7 | 52.       | Moldova         | 421.3 |
| 10.       | China       | 514.3 | 32.             | Latvia         | 486.7 | 53.       | Montenegro      | 418.7 |
| 11.       | Ireland     | 509.3 | 33.             | Italy          | 485.3 | 54.       | Costa Rica      | 415.7 |
| 11.       | Slovenia    | 509.3 |                 |                |       | 55.       | Albania         | 415.0 |
| 13.       | Germany     | 508.0 |                 |                |       | 55.       | Thailand        | 415.0 |
| 13.       | Netherlands | 508.0 |                 |                |       | 57.       | Mexico          | 411.7 |
| 15.       | Switzerland | 506.3 |                 |                |       | 58.       | Columbia        | 410.3 |
| 16.       | New Zealand | 505.7 |                 |                |       | 59.       | Qatar           | 407.3 |
| 17.       | Denmark     | 504.3 |                 |                |       | 60.       | Georgia         | 405.3 |
| 17.       | Norway      | 504.3 |                 |                |       | 61.       | Jordan          | 399.0 |
| 19.       | Poland      | 503.7 |                 |                |       | 62.       | Indonesia       | 395.3 |
| 20.       | Belgium     | 502.7 |                 |                |       | 63.       | Brazil          | 395.0 |
| 21.       | Australia   | 502.3 |                 |                |       | 64.       | Peru            | 394.0 |
| 21.       | Vietnam     | 502.3 |                 |                |       | 65.       | Lebanon         | 376.3 |
|           |             |       |                 |                |       | 66.       | Tunisia         | 371.3 |
|           |             |       |                 |                |       | 67.       | Macedonia, Rep. | 369.0 |
|           |             |       |                 |                |       | 68.       | Algeria         | 362.0 |
|           |             |       |                 |                |       | 69.       | Kosovo          | 355.7 |
|           |             |       |                 |                |       | 70.       | Dominican Rep.  | 339.3 |

# Collaborative learning

## PISA Test

### Above 500

|     |             |       |
|-----|-------------|-------|
| 1.  | Singapore   | 551.7 |
| 2.  | Hong Kong   | 532.7 |
| 3.  | Japan       | 528.7 |
| 4.  | Macau       | 527.3 |
| 5.  | Estonia     | 524.3 |
| 6.  | Canada      | 523.7 |
| 6.  | Taiwan      | 523.7 |
| 8.  | Finland     | 522.7 |
| 9.  | South Korea | 519.0 |
| 10. | China       | 514.3 |
| 11. | Ireland     | 509.3 |
| 11. | Slovenia    | 509.3 |
| 13. | Germany     | 508.0 |
| 13. | Netherlands | 508.0 |
| 15. | Switzerland | 506.3 |
| 16. | New Zealand | 505.7 |
| 17. | Denmark     | 504.3 |
| 17. | Norway      | 504.3 |
| 19. | Poland      | 503.7 |
| 20. | Belgium     | 502.7 |
| 21. | Australia   | 502.3 |
| 21. | Vietnam     | 502.3 |

### Between 450-500

|     |                |       |
|-----|----------------|-------|
| 23. | United Kingdom | 499.7 |
| 24. | Portugal       | 497.0 |
| 25. | France         | 495.7 |
| 25. | Sweden         | 495.7 |
| 27. | Austria        | 492.3 |
| 28. | Russia         | 492.0 |
| 29. | Spain          | 491.7 |
| 30. | Czech Republic | 490.7 |
| 31. | United States  | 487.7 |
| 32. | Latvia         | 486.7 |
| 33. | Italy          | 485.3 |

|     |            |       |
|-----|------------|-------|
| 34. | Luxembourg | 483.3 |
| 35. | Iceland    | 481.0 |
| 36. | Croatia    | 475.3 |
| 37. | Lithuania  | 475.0 |
| 38. | Hungary    | 474.7 |
| 39. | Israel     | 472.0 |
| 40. | Argentina  | 468.7 |
| 41. | Malta      | 463.7 |
| 42. | Slovakia   | 463.0 |
| 43. | Greece     | 458.7 |

### Below 450

|     |                 |       |
|-----|-----------------|-------|
| 44. | Chile           | 443.0 |
| 45. | Bulgaria        | 439.7 |
| 46. | Cyprus          | 437.7 |
| 46. | Romania         | 437.7 |
| 48. | UA Emirates     | 432.7 |
| 49. | Uruguay         | 430.0 |
| 50. | Turkey          | 424.3 |
| 51. | Trinidad & Tob. | 423.0 |
| 52. | Moldova         | 421.3 |
| 53. | Montenegro      | 418.7 |
| 54. | Costa Rica      | 415.7 |
| 55. | Albania         | 415.0 |
| 55. | Thailand        | 415.0 |
| 57. | Mexico          | 411.7 |
| 58. | Columbia        | 410.3 |
| 59. | Qatar           | 407.3 |
| 60. | Georgia         | 405.3 |
| 61. | Jordan          | 399.0 |
| 62. | Indonesia       | 395.3 |
| 63. | Brazil          | 395.0 |
| 64. | Peru            | 394.0 |
| 65. | Lebanon         | 376.3 |
| 66. | Tunisia         | 371.3 |
| 67. | Macedonia, Rep. | 369.0 |
| 68. | Algeria         | 362.0 |
| 69. | Kosovo          | 355.7 |
| 70. | Dominican Rep.  | 339.3 |

# Collaborative learning

## Criterion-referenced testing

“criteria will be adjusted to recognise ‘**positive learning orientations**’ such as diligence, curiosity, collaboration and enthusiasm in daily lessons and learning activities.”

MoE, Singapore, 2018

# Collaborative learning

Competencies in and out of the EFL classroom

Other skills are developed through collaborative learning:

*Growth  
mindset*

*Analytical*

*Reflective*

*Listen*

**Respect  
others**

*Experimental*

*Adapt  
knowledge*

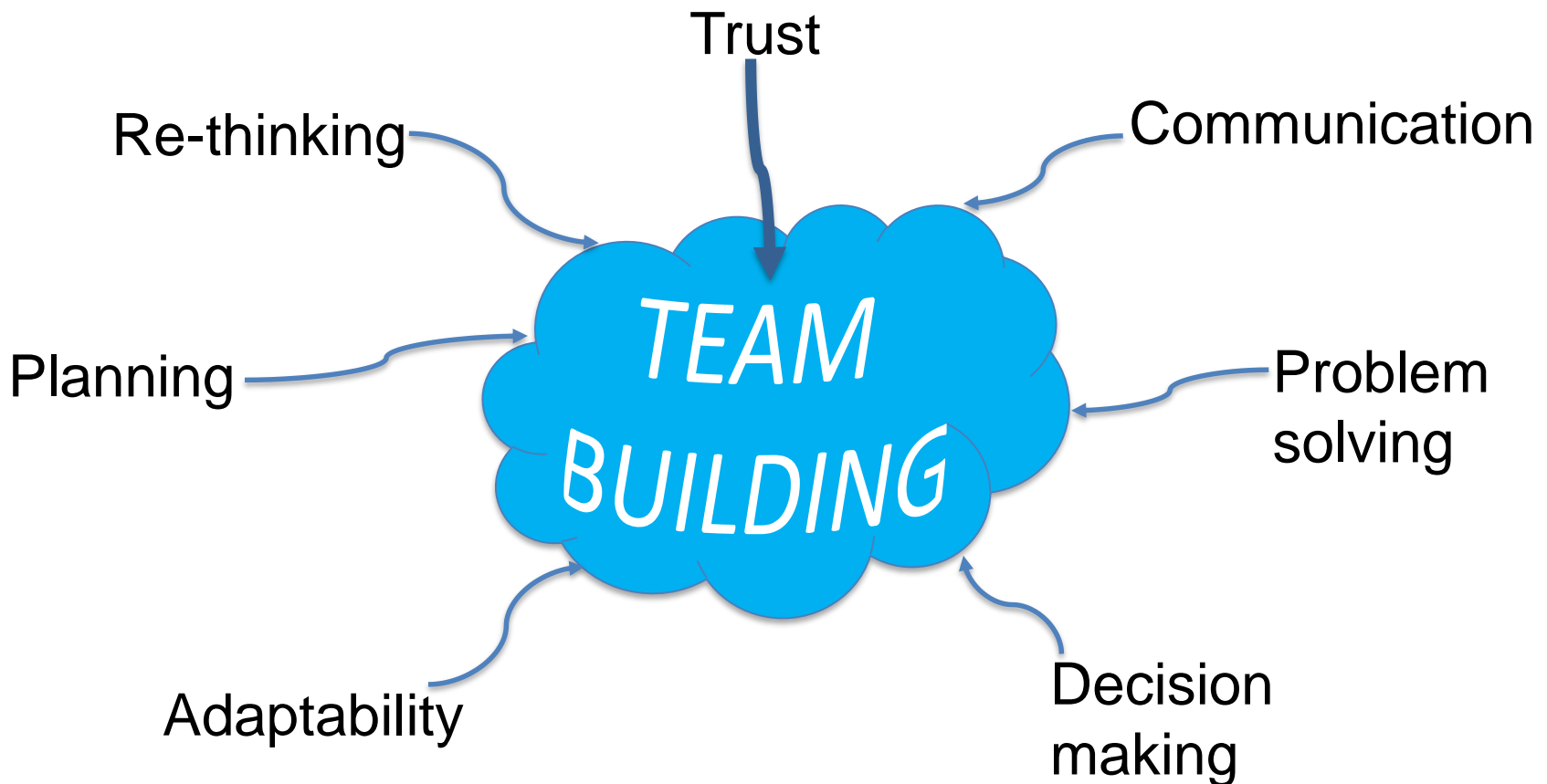
*Learn from  
others*

*Compromise*

*Autonomous*

# Collaborative learning

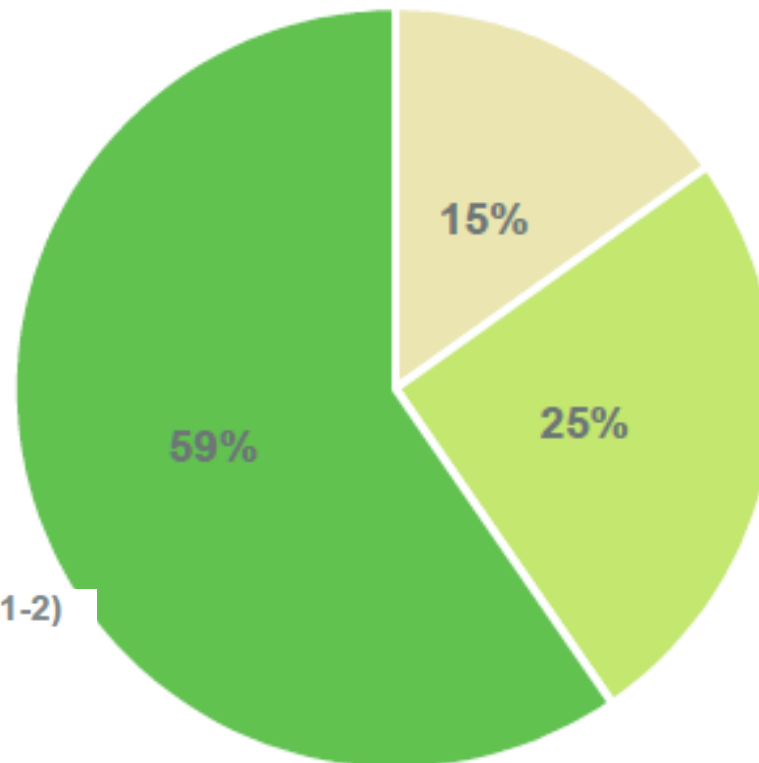
Competencies in and out of the EFL classroom



## Collaborative learning

Competencies in and out of the EFL classroom

Most of the skills I use in my current job, I developed outside of school:



- Strongly disagree or disagree (1-2)
- Neither agree nor disagree (3)
- Strongly agree or agree (4-5)

# Bibliography

Gallup (2013) 21<sup>st</sup> Century Skills and the Workplace.

Glasser, W. (1998) Choice Theory, Harper.

Muijs, D., Reynolds, D. (2008) Effective Teaching Evidence and Practice: Sage.

Schleicher, A. (2018) Education World Forum, London.



OXFORD  
UNIVERSITY PRESS